



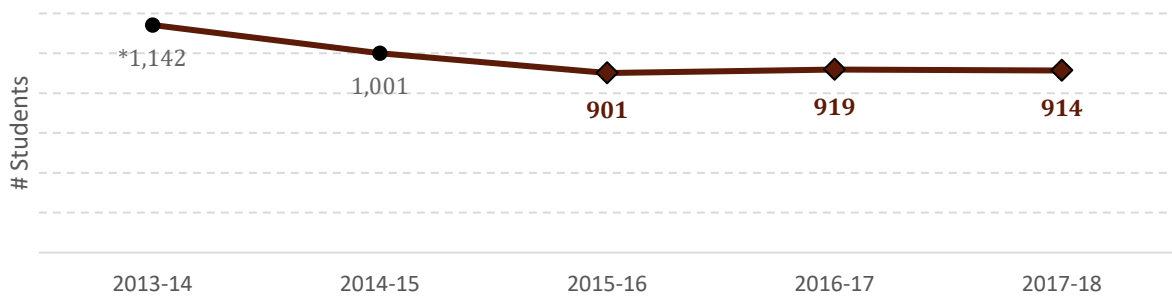
UNITED TRIBES[®]
TECHNICAL COLLEGE

UTTC STUDENT PROFILE

Enrollment

ANNUAL ENROLLMENT TRENDS

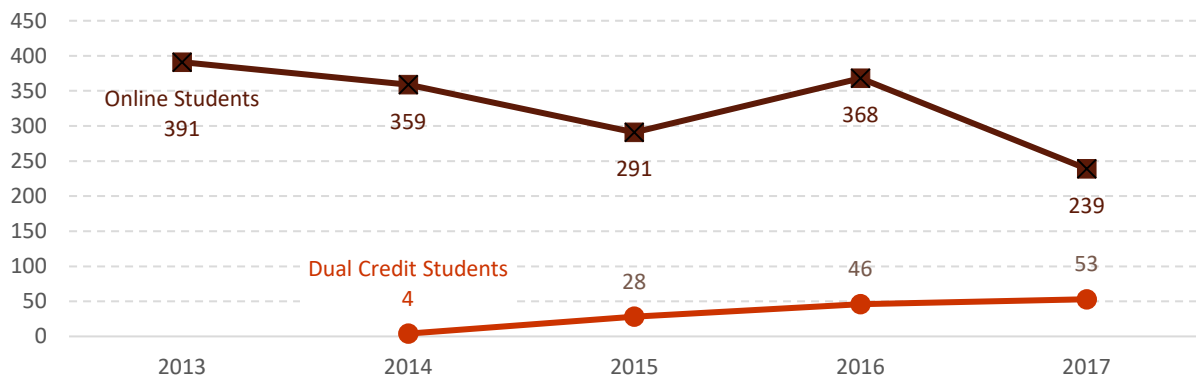
UTTC has an **average annual total Undergraduate enrollment of 911** over the last three years.



**2013-14 was the last year of a TAACCT grant that helped to boost enrollment*

ONLINE AND DUAL ENROLLMENT TRENDS

Students took an average of **330 online courses** at UTTC each year.
High School student **dual enrollment is steadily increasing.**



Enrollment by Program

BACCALAUREATE DEGREES

| | 2013-14 | 2014-15 | 2015-16 | 2016-17 | 2017-18 |
|--|-----------|-----------|-----------|-----------|-----------|
| Business Administration – BS Degree | 30 | 42 | 43 | 46 | 37 |
| Criminal Justice – BS Degree | 16 | 18 | 23 | 24 | 23 |
| Elementary Education – BS Degree | 8 | 1 | 11 | 7 | 3 |
| Environmental Science & Research-BS Degree | -- | -- | -- | 7 | 6 |
| Annual Totals: | 54 | 61 | 77 | 84 | 69 |

CERTIFICATES AND ASSOCIATES

| | 2013-14 | 2014-15 | 2015-16 | 2016-17 | 2017-18 |
|---|------------|------------|------------|------------|------------|
| Art Marketing/Graphic Design (AAS) | 33* | 25* | 28* | 12* | 19 |
| Automotive Service Technology (AAS/Diploma) | 35 | 30 | 31 | 41 | 34 |
| Business Administration (AAS) | 40 | 44 | 34 | 24 | 32 |
| Business Administration – BS Degree | 30 | 42 | 43 | 46 | 37 |
| Business Management (AAS) | 41 | 29 | 32 | 51 | 43* |
| Business Office Technology (AAS) | 31 | 16 | 8 | 9 | 2 |
| Community Health (AAS) | -- | -- | -- | -- | 2 |
| Computer Information Technology (AAS) | -- | -- | -- | 17 | 20 |
| Criminal Justice (AAS) | 97 | 67 | 59 | 56 | 61 |
| Criminal Justice – BS Degree | 16 | 18 | 23 | 24 | 23 |
| Culinary Arts & Nutrition (AAS) | 53* | 20* | 33* | 29 | 22 |
| Electrical Technology (Certificate/AAS)** | -- | 4 | 4 | -- | -- |
| Elementary Education (AAS) | 32 | 28 | 29 | 22 | 28 |
| Elementary Education – BS Degree | 8 | 1 | 11 | 7 | 3 |
| Environmental Science & Research (AAS) | 10 | 27 | 19 | 20 | 13 |
| Environmental Science & Research-BS Degree | -- | -- | -- | 7 | 6 |
| General Studies (AS) | 38 | 38 | 30 | 72 | 94 |
| Health, Physical Education & Recreation (AAS) | 4 | 7 | 15 | 21 | 26 |
| Heavy Equipment Operator Certificate | 9 | 7 | 17 | 10 | 16 |
| Human and Social Services (AAS) | -- | -- | -- | 20 | 37 |
| Medical Billing & Coding Certificate | 0 | 10 | 13 | 16 | 8 |
| Practical Nursing (AAS) | 85 | 60 | 62 | 56 | 64 |
| Pre-Engineering (AS) | 11 | 4 | 6 | 3 | 9 |
| Tribal Management (AAS)** | 22 | 12 | 1 | -- | -- |
| Welding Technology Certificate | 25 | 28 | 22 | 9 | 19 |
| Annual Totals | 620 | 517 | 520 | 572 | 618 |

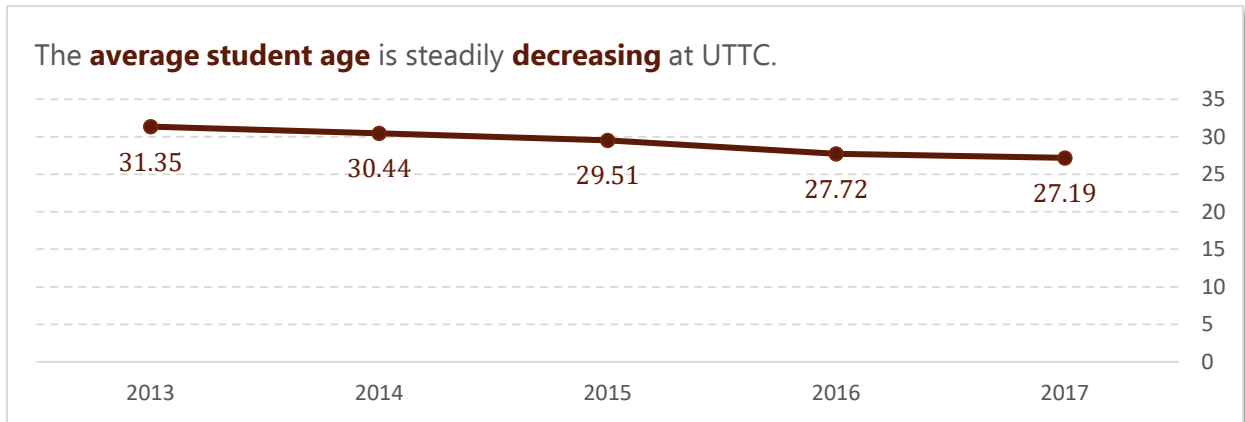
*Combined programs that were combined or renamed across the reporting years. **Discontinued program.

Retention and Placement Information

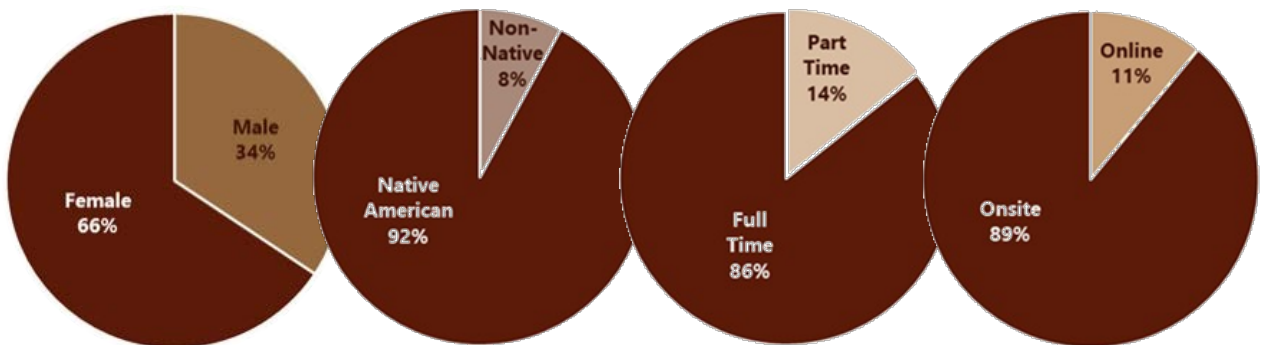
<https://nces.ed.gov/collegenavigator/?id=200554#outcome>

Student Characteristics – Fall 2017

STUDENT AGE



STUDENT DEMOGRAPHICS – FALL 2017



48 Native American tribal nations were represented in the UTTC student body in 2017.

