

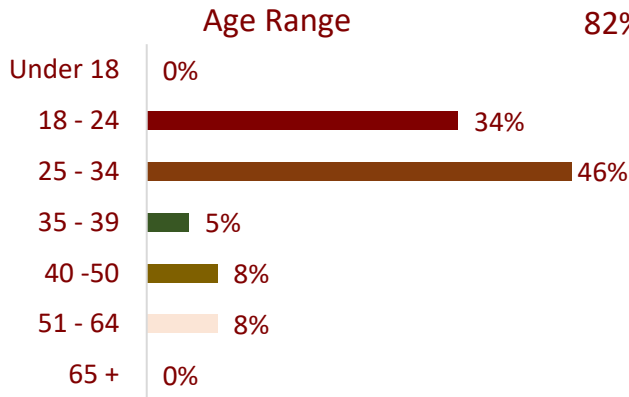
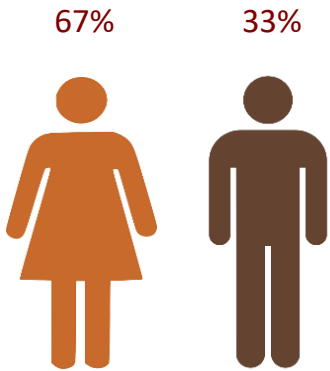


UNITED TRIBES
TECHNICAL COLLEGE

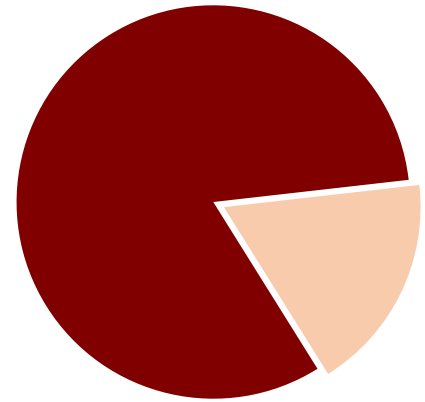
Leadership Begins Here...

2016 Graduation Snapshot

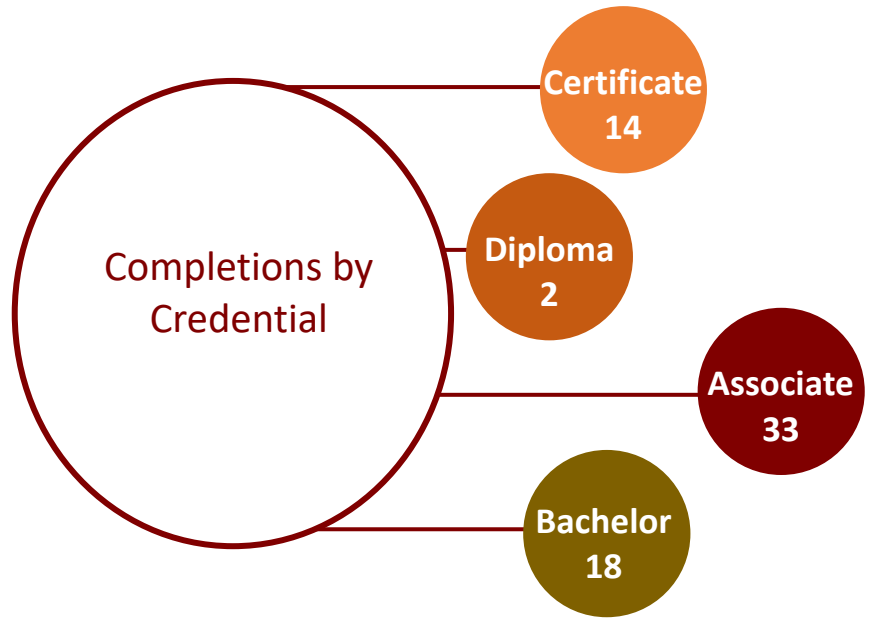
Graduates: 65 Completions: 67



82% of Graduates Were Native American



| Completions by Program | |
|--|---|
| Art/Art Marketing - Graphic Arts AAS | 2 |
| Automotive Diploma | 2 |
| Bus. Office Admin. Assistant Certificate | 1 |
| Business Administration AAS | 3 |
| Business Administration Assistant AAS | 1 |
| Business Administration BS | 9 |
| Business Management AAS | 1 |
| Criminal Justice AAS | 9 |
| Criminal Justice BS | 9 |
| Elementary Education AAS | 3 |
| Environmental Pre-Engineering AAS | 1 |
| Food Service AAS | 1 |
| Heavy Equipment Operation Certificate | 6 |
| Medical Coding and Billing Certificate | 2 |
| Nutrition and Wellness AAS | 2 |
| Practical Nursing AAS | 7 |
| Small Business Management AAS | 1 |
| Tribal Environmental Science AAS | 1 |
| Welding Technology Certificate | 6 |



Graduation Rate
(150% First Time Ever in College, Fall Start)



51% employed
in the state of
North Dakota

