



Leadership Begins Here...

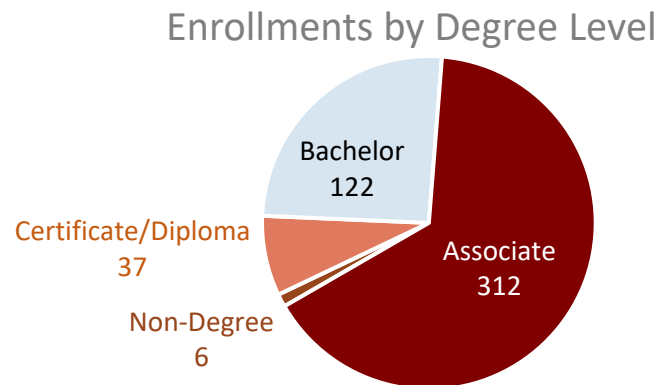
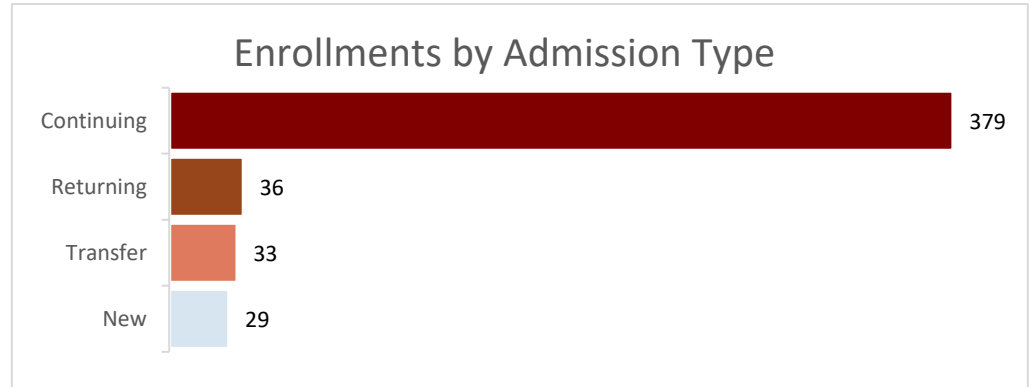
Spring 2025-26 Student Snapshot

Enrollment: 477 FTE: 546

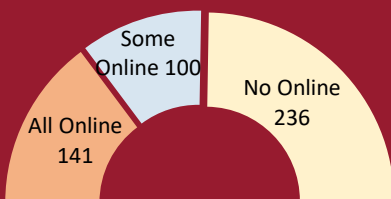
Gender	Full-Time	Part-Time
Male	145	8
Female	290	32

Race/Ethnicity	Students
American Indian/ Alaska Native	94%
Non-Native	6%

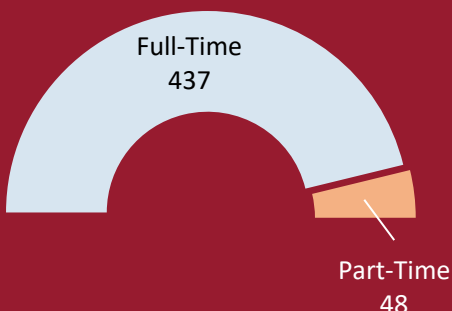
Age Range	Students
18 - 24	244
25 - 29	77
30 - 39	92
40 - 49	53
50 and Over	11



Students' Mode of Courses



Full-Time vs. Part-Time Status



Count of Major by Degree Level*	D	C	A	B
Addiction Studies			9	
Automotive Technology	12		10	
Business Administration			60	65
Computer Information Systems			14	
Criminal Justice			31	38
Elementary Education			17	6
Environmental Engineering			2	
Environmental Science & Research			7	11
Fisheries and Wildlife Biology			3	3
General Studies			70	
Health, Physical Educ., & Recreation			19	
Heavy Equipment Operations		11		
Indigenous Fine Arts			4	
Indigenous Leadership			17	
Paralegal			5	
Pre-Engineering			18	
Social Work			22	
Sustainable Agriculture & Food Systems			12	
Welding Technology		14		

*D = Diploma; C = Certificate; A = Associate; B = Bachelor