



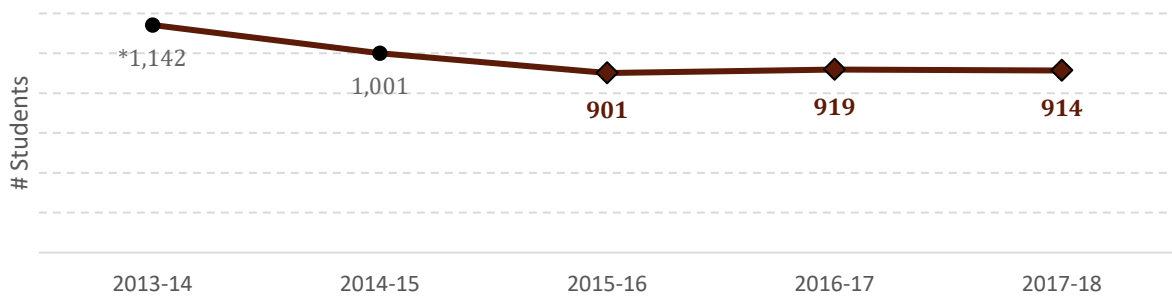
UNITED TRIBES<sup>®</sup>  
TECHNICAL COLLEGE

# UTTC STUDENT PROFILE

## Enrollment

### ANNUAL ENROLLMENT TRENDS

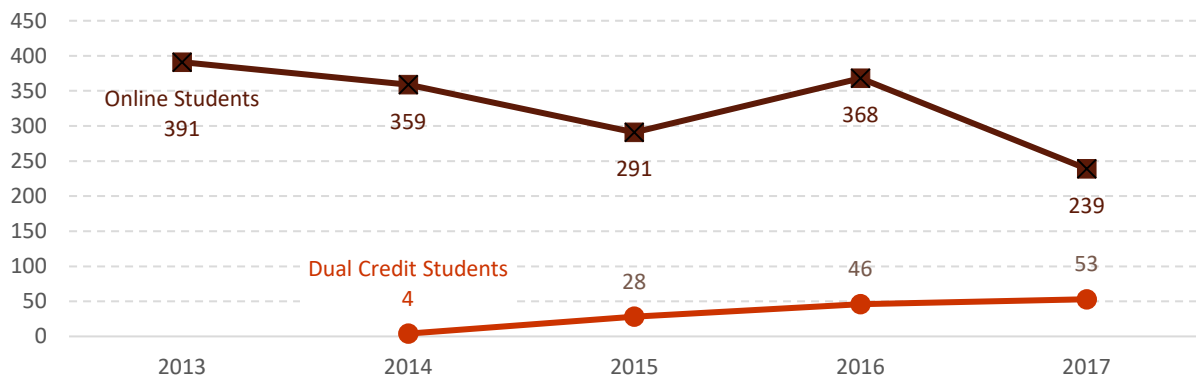
UTTC has an **average annual total Undergraduate enrollment of 911** over the last three years.



*\*2013-14 was the last year of a TAACCT grant that helped to boost enrollment*

### ONLINE AND DUAL ENROLLMENT TRENDS

Students took an average of **330 online courses** at UTTC each year.  
High School student **dual enrollment is steadily increasing.**



## Enrollment by Program

### BACCALAUREATE DEGREES

	2013-14	2014-15	2015-16	2016-17	2017-18
Business Administration – BS Degree	30	42	43	46	37
Criminal Justice – BS Degree	16	18	23	24	23
Elementary Education – BS Degree	8	1	11	7	3
Environmental Science & Research-BS Degree	--	--	--	7	6
<b>Annual Totals:</b>	<b>54</b>	<b>61</b>	<b>77</b>	<b>84</b>	<b>69</b>

### CERTIFICATES AND ASSOCIATES

	2013-14	2014-15	2015-16	2016-17	2017-18
Art Marketing/Graphic Design (AAS)	33*	25*	28*	12*	19
Automotive Service Technology (AAS/Diploma)	35	30	31	41	34
Business Administration (AAS)	40	44	34	24	32
Business Administration – BS Degree	30	42	43	46	37
Business Management (AAS)	41	29	32	51	43*
Business Office Technology (AAS)	31	16	8	9	2
Community Health (AAS)	--	--	--	--	2
Computer Information Technology (AAS)	--	--	--	17	20
Criminal Justice (AAS)	97	67	59	56	61
Criminal Justice – BS Degree	16	18	23	24	23
Culinary Arts & Nutrition (AAS)	53*	20*	33*	29	22
Electrical Technology (Certificate/AAS)**	--	4	4	--	--
Elementary Education (AAS)	32	28	29	22	28
Elementary Education – BS Degree	8	1	11	7	3
Environmental Science & Research (AAS)	10	27	19	20	13
Environmental Science & Research-BS Degree	--	--	--	7	6
General Studies (AS)	38	38	30	72	94
Health, Physical Education & Recreation (AAS)	4	7	15	21	26
Heavy Equipment Operator Certificate	9	7	17	10	16
Human and Social Services (AAS)	--	--	--	20	37
Medical Billing & Coding Certificate	0	10	13	16	8
Practical Nursing (AAS)	85	60	62	56	64
Pre-Engineering (AS)	11	4	6	3	9
Tribal Management (AAS)**	22	12	1	--	--
Welding Technology Certificate	25	28	22	9	19
<b>Annual Totals</b>	<b>620</b>	<b>517</b>	<b>520</b>	<b>572</b>	<b>618</b>

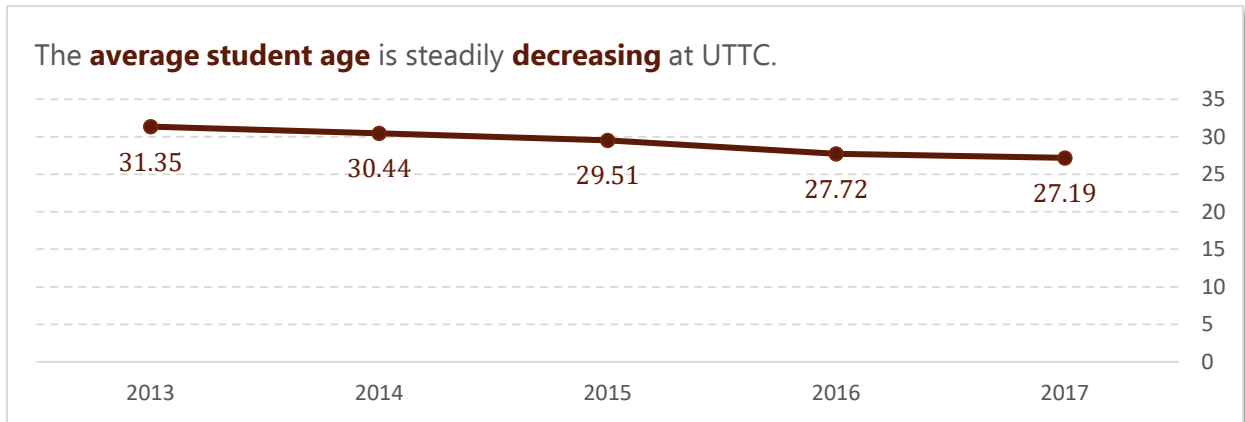
\*Combined programs that were combined or renamed across the reporting years. \*\*Discontinued program.

## Retention and Placement Information

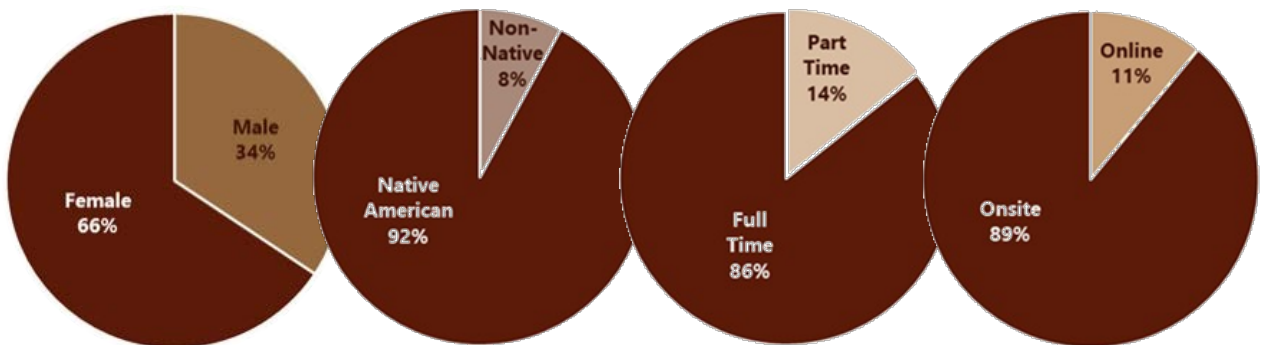
<https://nces.ed.gov/collegenavigator/?id=200554#outcome>

## Student Characteristics – Fall 2017

### STUDENT AGE



### STUDENT DEMOGRAPHICS – FALL 2017



48 Native American tribal nations were represented in the UTTC student body in 2017.

